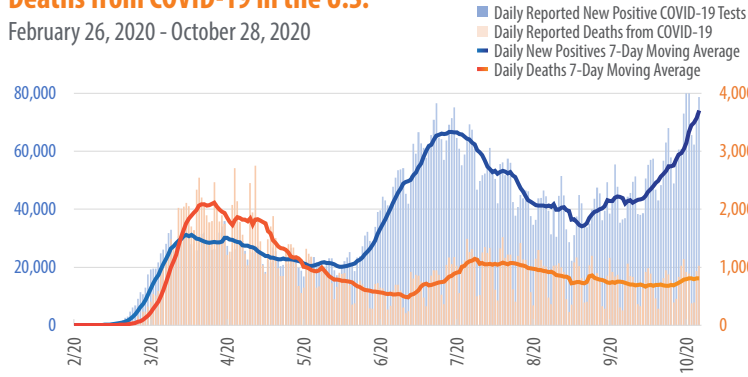


# First Trust COVID-19 TRACKER

## Daily Reported New Positive COVID-19 Tests vs. Daily Reported Deaths from COVID-19 in the U.S.

February 26, 2020 - October 28, 2020



Source: Covidtracking.com

Phase 1 Phase 2 Phase 3 Limited Approved



Vaccines testing safety and dosage

Vaccines in expanded safety trials

Vaccines in large-scale efficacy tests

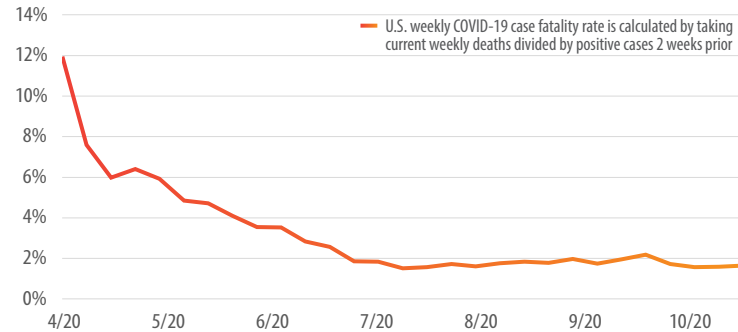
Vaccines approved for early or limited use

Vaccines approved for full use

Source: The New York Times. Data as of October 28, 2020.

## U.S. Weekly COVID-19 Case Fatality Rate

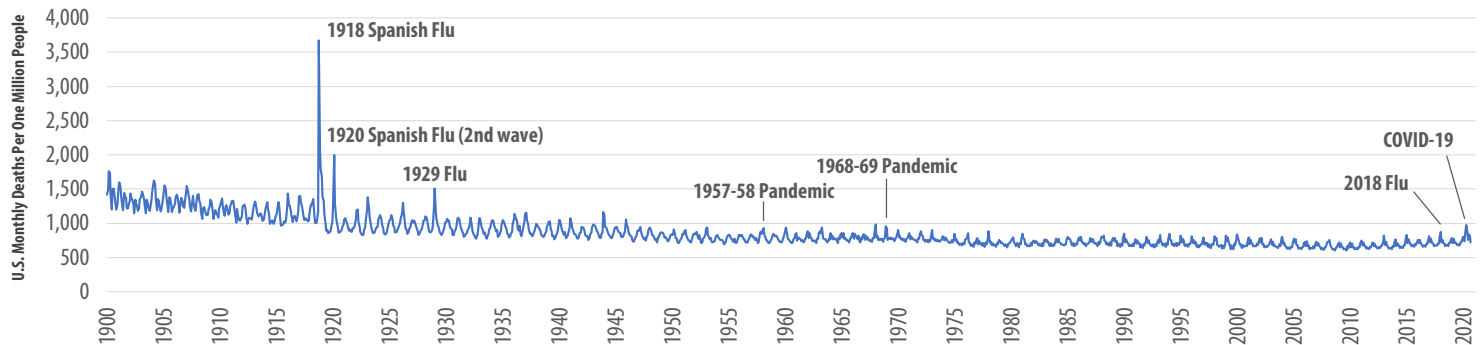
April 12, 2020 - October 25, 2020



Source: Covidtracking.com

## The COVID-19 Pandemic in Context

January 1900 - September 2020



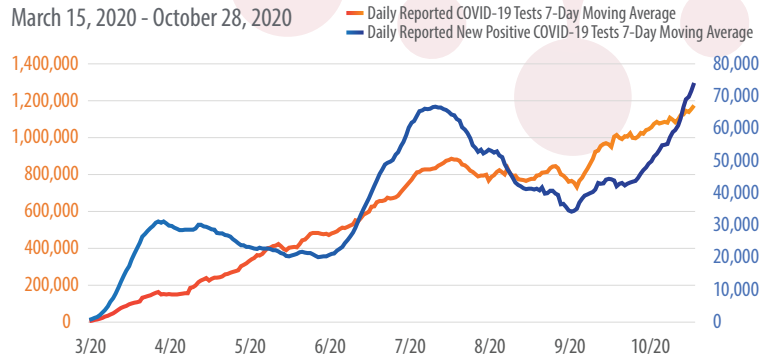
Sources: CDC.gov, U.S. Census Bureau

## COVID-19 patients occupy 15% of hospital beds in North Dakota.

According to North Dakota's virus data dashboard, **45% of non-ICU hospital patients classified "with COVID-19" are admitted for other reasons and test positive for the virus.**<sup>1</sup>

## Daily Reported COVID-19 Tests vs. Daily Reported New Positive COVID-19 Tests

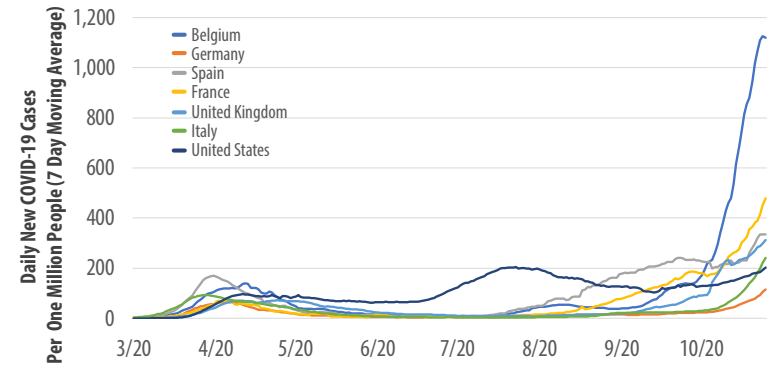
March 15, 2020 - October 28, 2020



Source: Covidtracking.com

## COVID-19 Cases: Europe vs. The United States

March 1, 2020 - October 25, 2020



Source: ourworldindata.org



According to the HHS, **there are 712,540 inpatient hospital beds in the US.** Of these, **48,239 or 6.77% are occupied by COVID-19 patients.**<sup>2</sup>